

Region Four Rural Task Force

December 8, 2020

Session will begin at 1:30

1. Please mute your microphone

*If you dialed in on a phone you can use *6 to mute and unmute yourself*

2. Recording will start when the meeting begins

3. Roll call will be taken after the meeting starts

Region Four Rural Task Force

December 8, 2020

- Call to Order and Roll Call
- Changes or Additions to the Agenda
- Approval of Minutes of the January 22, 2020 Meeting

Roll Call of Voting Members of RTF 4

BERRIEN COUNTY

- Kevin Stack – Berrien County Road Commission
- Evan Smith – Berrien Bus
- Bob Getz – Village of Baroda

CASS COUNTY

- Joe Bellina – Cass County Road Commission
- Dennis Schuh – Cass County Public Transit
- Ben Anderson – Village of Cassopolis

VAN BUREN COUNTY

- Barry Anttila – Van Buren County Road Commission
- Tony Dacoba – Van Buren County Public Transit
- Mathew Newton – Village of Decatur, *Alternate Representative*

MDOT (State D Funding only)

- Josh Grab, *Rural Task Force Program*

Region Four Rural Task Force

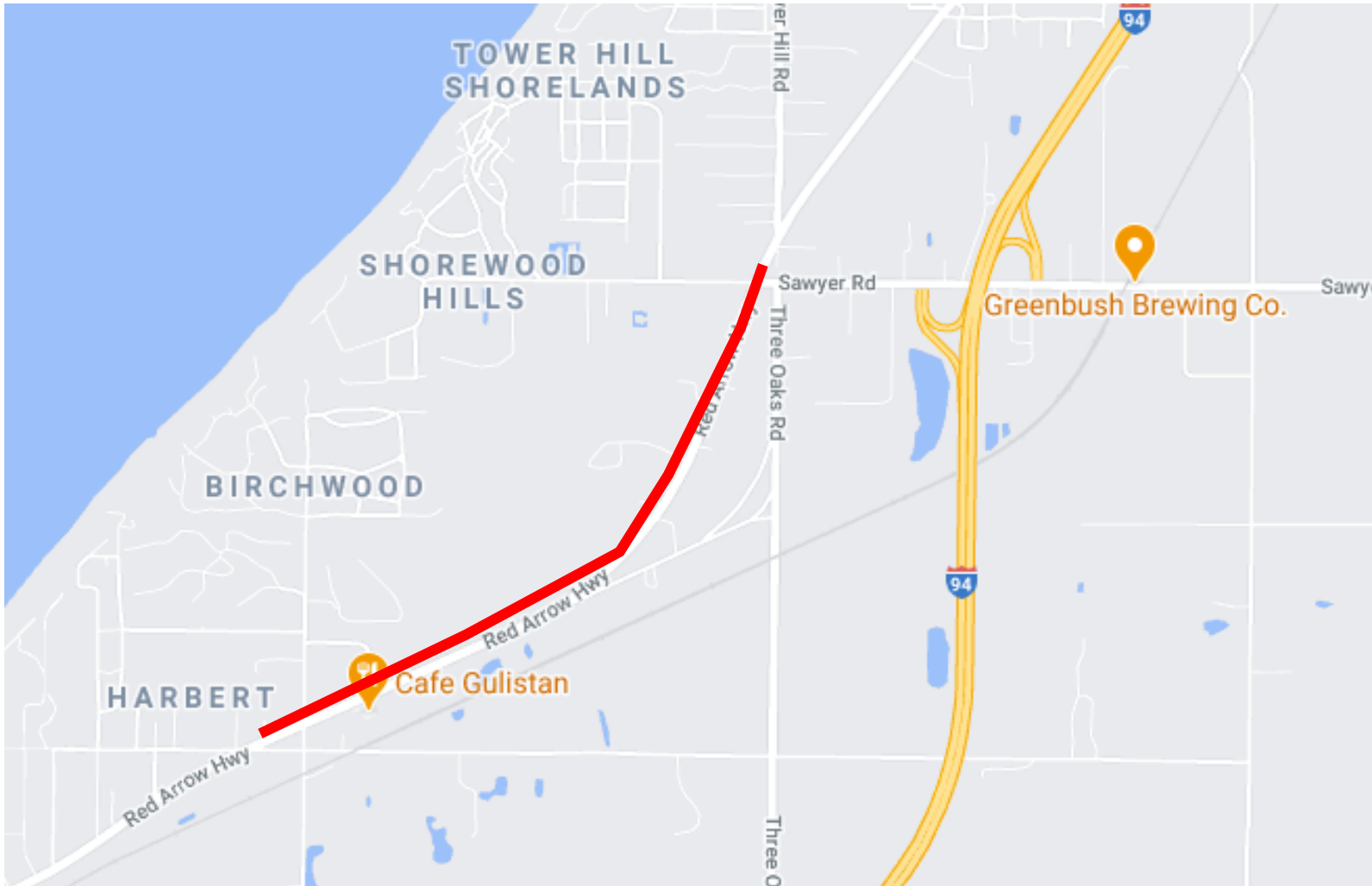
December 8, 2020

- ~~Call to Order and Roll Call~~
- Changes or Additions to the Agenda
- Approval of Minutes of the January 22, 2020 Meeting

2021 PROJECT UPDATES

Red Arrow Highway – Sawyer - Harbert

Berrien County Road Department

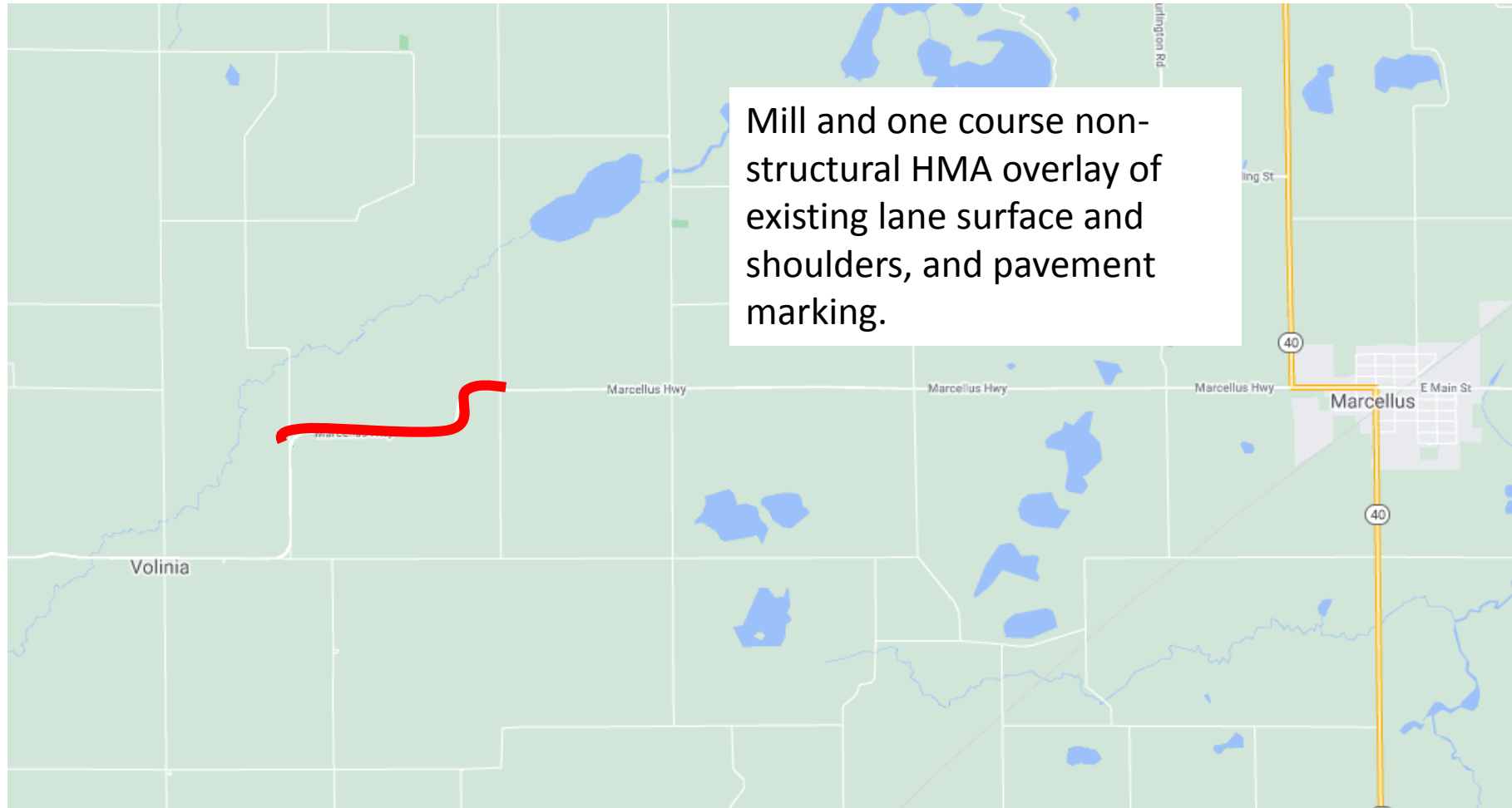


This project includes approximately 1.82 miles of Red Arrow Hwy, a combination of milling and resurfacing (4" depth), trenching, and full reconstruction (950'). Also includes storm sewer, concrete curb & gutter, a pedestrian crossing system, HMA non motorized pathway (full length), general restoration, traffic control, pavement markings and permanent signage.

See Amendment for requested cost changes

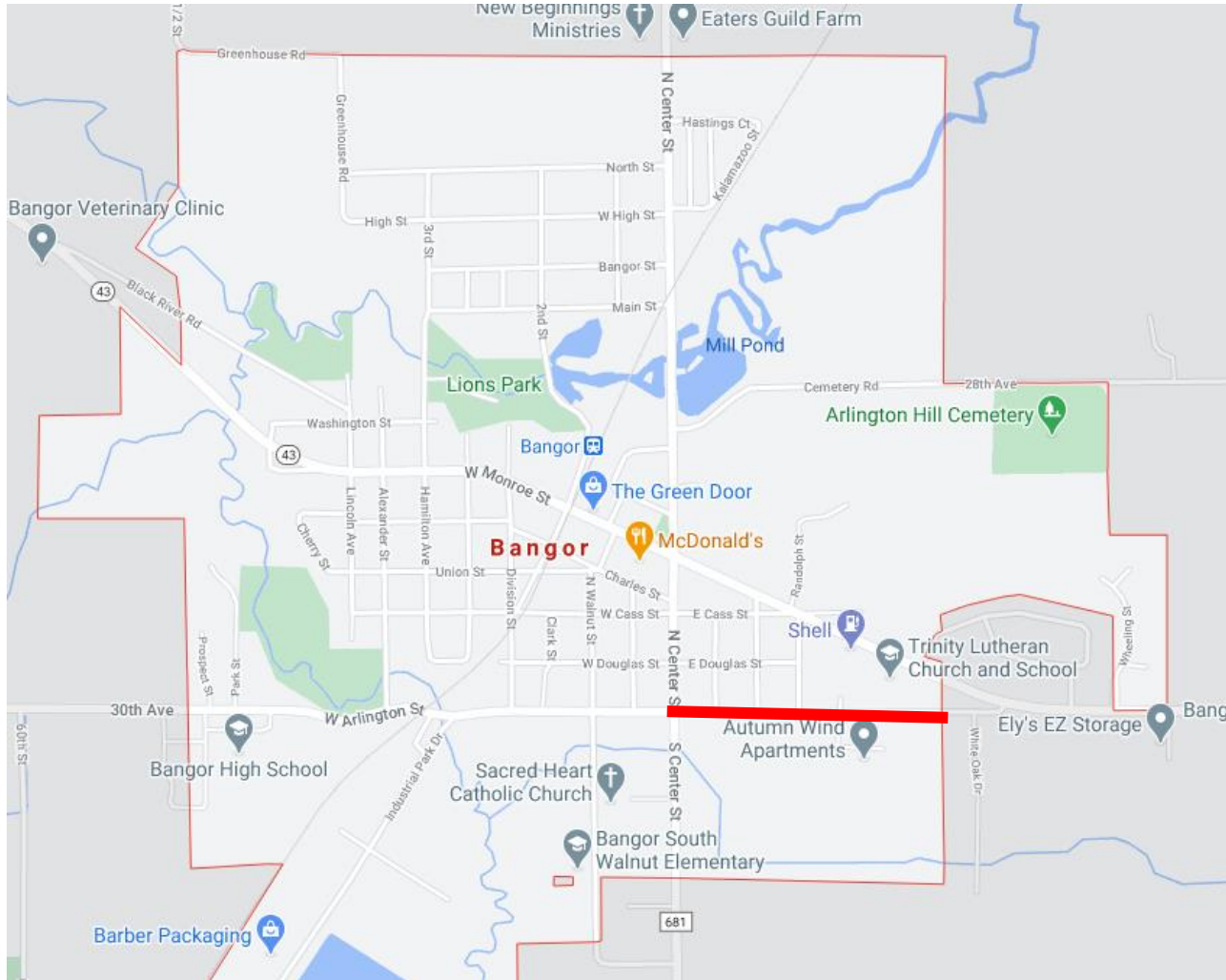
Marcellus Highway -2021

Cass County Road Commission



East Arlington Avenue -2021

City of Bangor



HMA base crushing and shaping, HMA surfacing, ADA ramps, pavement markings, restoration, and permanent signage.

Programed

Federal:	\$129,000
State:	\$146,637
Local:	\$74,363
Total:	\$350,000

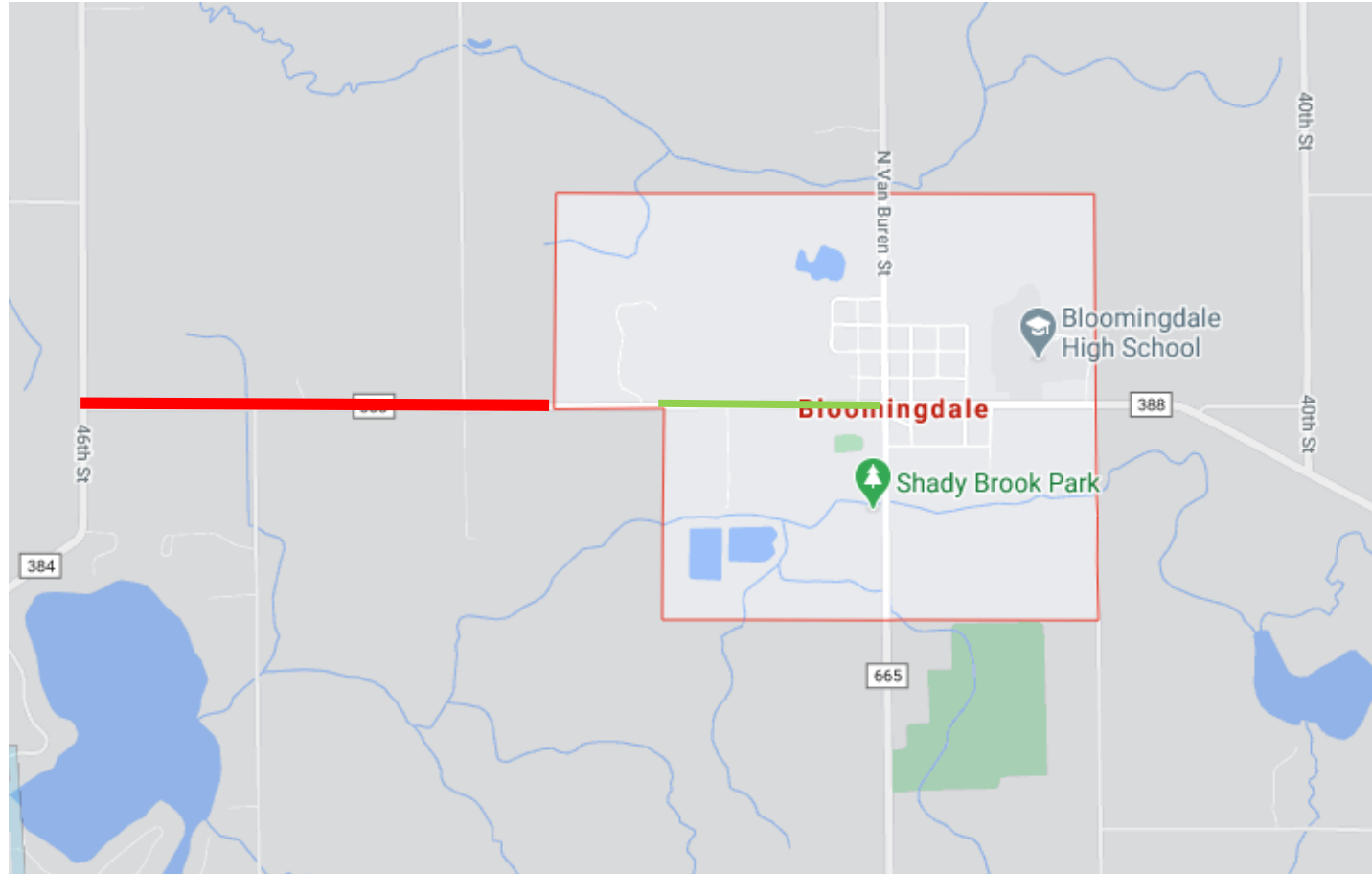
Obligated

Federal:	\$129,000
State:	\$146,637
Local:	\$96,630
Total:	\$372,267

County Road 388 - 2021

Van Buren County Road Commission

2021 
2020 



2021 BUDGET DISCUSSION

FY 2021 Budget Shortfall

Federal Funding

County	Berrien	Cass	Van Buren
FY 2020 Funding	\$780,146	\$618,876	\$835,946
FY 2021 Estimated Funding	\$788,000	\$624,000	\$843,000
FY 2021 Actual Allocation	\$775,933	\$615,411	\$831,089
Drop from Estimate	-\$12,067	-\$8,589	-\$11,911

State D Funding

County	Berrien	Cass	Van Buren
2021 Estimate	\$118,260	\$82,047	\$108,764
2021 Actual Allocation	\$99,377	\$68,946	\$91,397
Carry Over from 2020	\$0	\$73,724	\$57,346
Total Available in 2021	\$99,377	\$142,670	\$148,743
Amount Programed for 2021	\$108,176	\$79,000	\$146,637
Difference	-\$8,799	\$63,670	\$2,106

Estimated Funding Allocations & Changes

- 2019: 2020-2023 projects programed based on estimated budget
 - Told to program federal funds based on an estimated 2% increase a year
 - Told to program State D without an estimated a yearly increased
- 2020: Actual federal and State D higher than estimates
 - Told to keep the 2021-2023 federal estimates the same
 - Told to assume for planning purposes that State D for 2021-2023 would be at least the same as the 2020 allocation
- 2021: The estimates are off
 - Federal funds, due to no new funds added in the FAST Act extension, are about 1.5% below the estimated
 - State D which is based on state revenue is 15% below the 2020 allocation

Adjustments Needed to be Fiscally Constrained

To bring the 2021 federal funding into fiscal constraint, **\$32,567** is needed to make up for the reduction in 2021 funding. Several options exist to make this happen:

- Increase local funding
- Change scope/limits of project
- ✓ Cap at programmed + 10% at the time of initial obligation of project.

(Using Carryover balance from previous years)

County	Berrien	Cass	Van Buren
FY 2020 Funding	\$780,146	\$618,876	\$835,946
FY 2021 Estimated Funding	\$788,000	\$624,000	\$843,000
FY 2021 Actual Allocation	\$775,933	\$615,411	\$831,089
Drop from Estimate	-\$12,067	-\$8,589	-\$11,911

Carryover Balance – RTF 4

- The carryover balance is the amount of unused allocation from previous fiscal years.
- Unspent federal funds (carryover) from previous years may be used to cover:
 - Higher final engineers estimate (obligation)
 - Higher bids (letting)
 - Final construction cost at closeout
- Un-Capped Projects **CAN** Use Carryover Allocation
- 100 % Capped Projects will **NEVER** Use Carryover Allocation

RTF 4 Current Carryover Balance

\$885,002

Example of a 10% Cap

Project is estimated to cost: \$100,000

Federal: \$80,000

Local: \$20,000

Actual cost comes in 15% over estimate: \$115,000

10% increase in federal funds = +\$8,000

New break down is

Federal: \$88,000

Local: \$27,000

Current RTF Federal Funding Balance Report (Carryover)



Local Agency Balance Report Summary

Report ID: Local Agency
Run Date: 11/24/2020
Run Time: 3:26:41 PM

Dept	Fund Year	Allocation ID	Allocation Name	Funding Program	Carryforward	Current Year	Amendments	otal Allocations	Obligated	Pending Obligated Increases	Pending Obligated Decreases	Available
591	2017	RTF4	Rural Task Force 4	RURL	0.00	4,314,742.03	0.00	4,314,742.03	4,114,919.88	0.00	0.00	199,822.15
591	2018	RTF4	Rural Task Force 4	RURL	199,822.15	2,095,879.46	(57,093.60)	2,238,608.01	1,780,964.98	0.00	0.00	457,643.03
591	2019	RTF4	Rural Task Force 4	RURL	457,643.03	2,167,286.47	(58,391.00)	2,566,538.50	1,752,853.80	0.00	0.00	813,684.70
591	2020	RTF4	Rural Task Force 4	RURL	813,684.70	2,234,968.00	0.00	3,048,652.70	2,163,650.25	0.00	0.00	885,002.45
591	2021	RTF4	Rural Task Force 4	RURL	885,002.45	2,221,210.37	0.00	3,106,212.82	129,000.00	0.00	11,656.88	2,988,869.70
								(115,484.60)	9,941,388.91			

Fund Year	FNDC Document ID	Transaction Description	Amendments
2018	FNDC,591,180000000297	Post final audit adjustment for federal project 1111031	20,906.40
2018	FNDC,591,180000000538	FTA Flex to MI-2016-037-04	(78,000.00)
2019	FNDC,591,1900000000361	Flexed to FTA	(58,391.00)
Sum:			(115,484.60)

In 2021 if every RTF 4 project had to utilize the full + 10% cap, the combined RTF would use \$222,243 of the carryover balance.

Capping 2021 Projects

The RTF 4 votes to (recommend/deny) that:

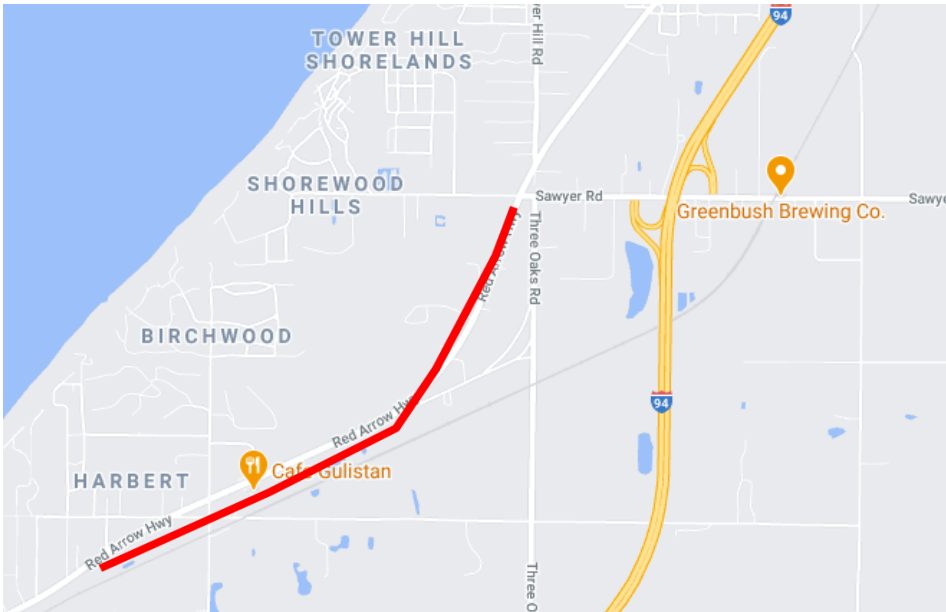
All 2021 RTF 4 projects will be capped at
programmed + 10%
at the time of initial obligation.



Project Changes

Red Arrow Highway

Berrien County Road Department



	Currently Programed	Proposed
Federal	\$788,000	755,933
State D	\$108,176	99,377
Local Match	\$103,824	\$1,844,960
Total Cost	\$1,000,000	\$2,700,000

Decatur Road – 2021 Project Canceled

Cass County Road Commission

Project Details

Length: 3.75 mi

Work: HMA Overlay

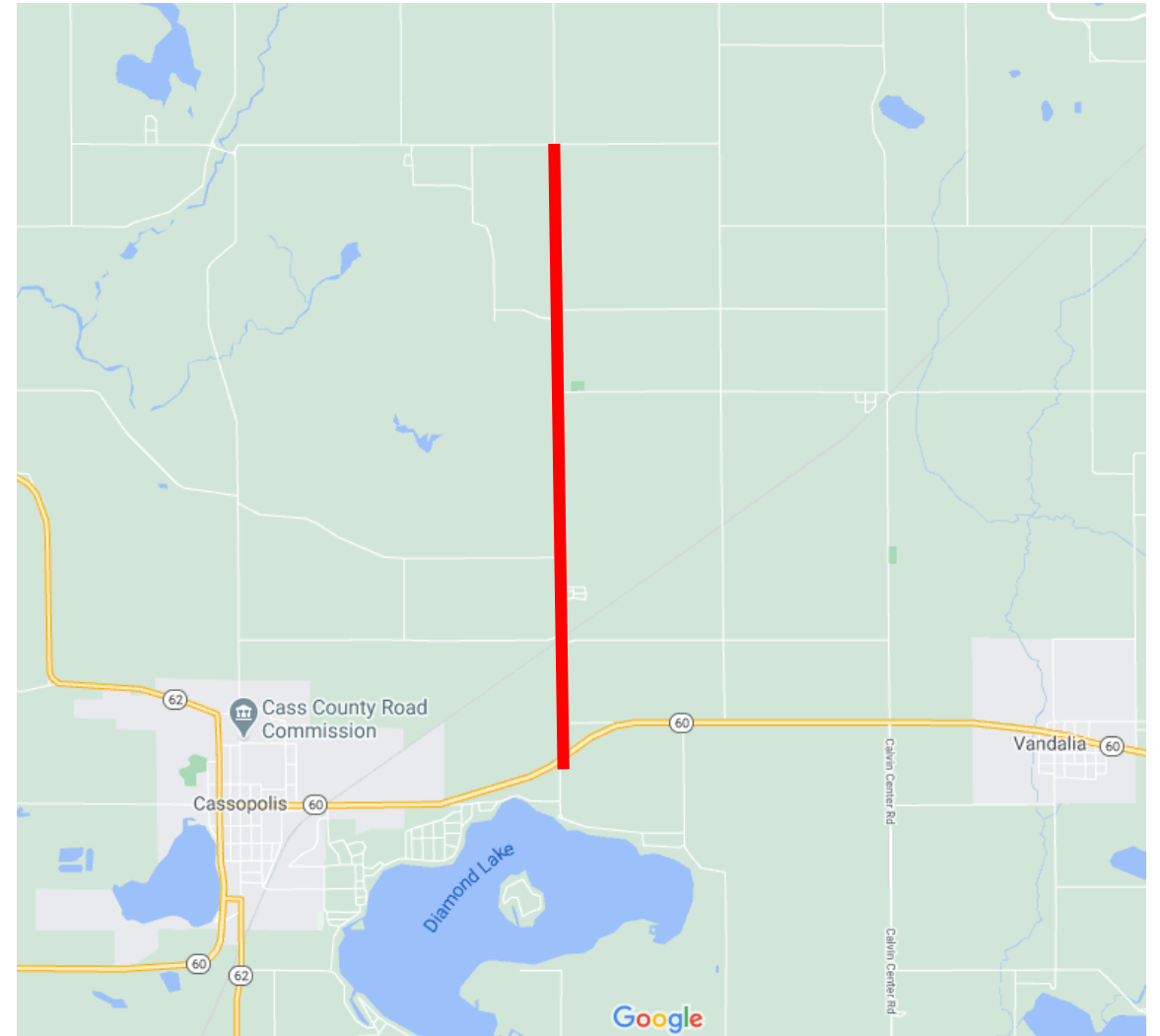
Cost

Federal: \$359,400

State D: \$55,300

Local: \$138,300

Total: \$553,000



Mason Road – New Project 2021

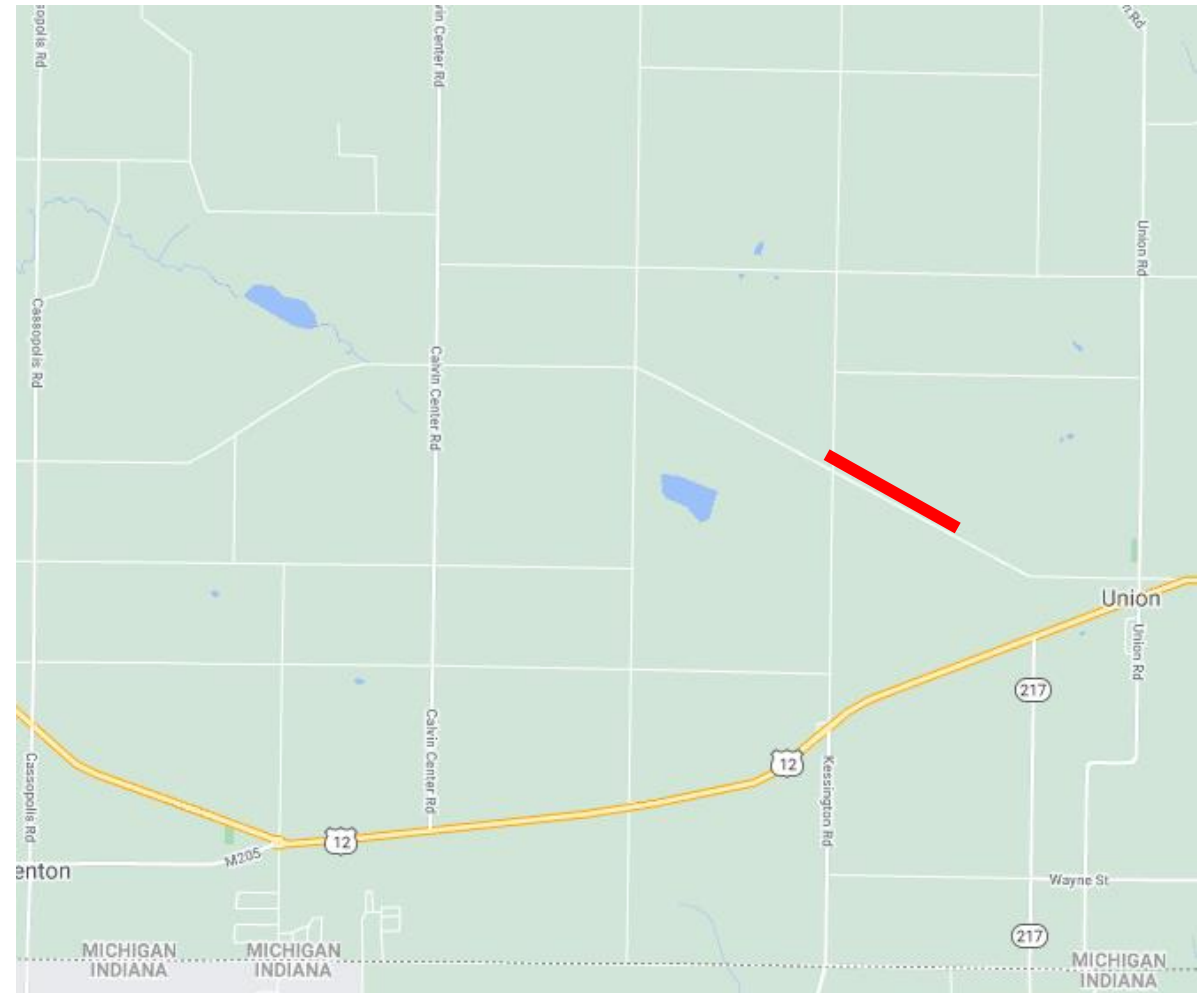
Cass County Road Commission

Project Details

Length: 1.27 mi
Work: Crush & shape

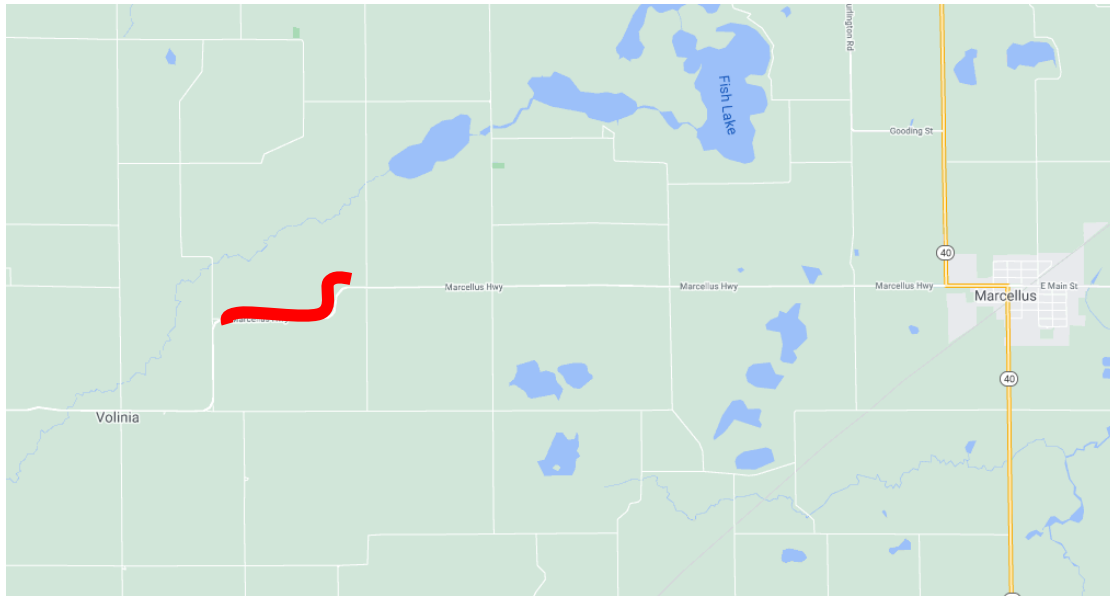
Cost

Federal: \$388,204
State D: \$0
Local: \$84,551
Total: \$422,755



Marcellus Highway -2021 Cost Increase

Cass County Road Commission



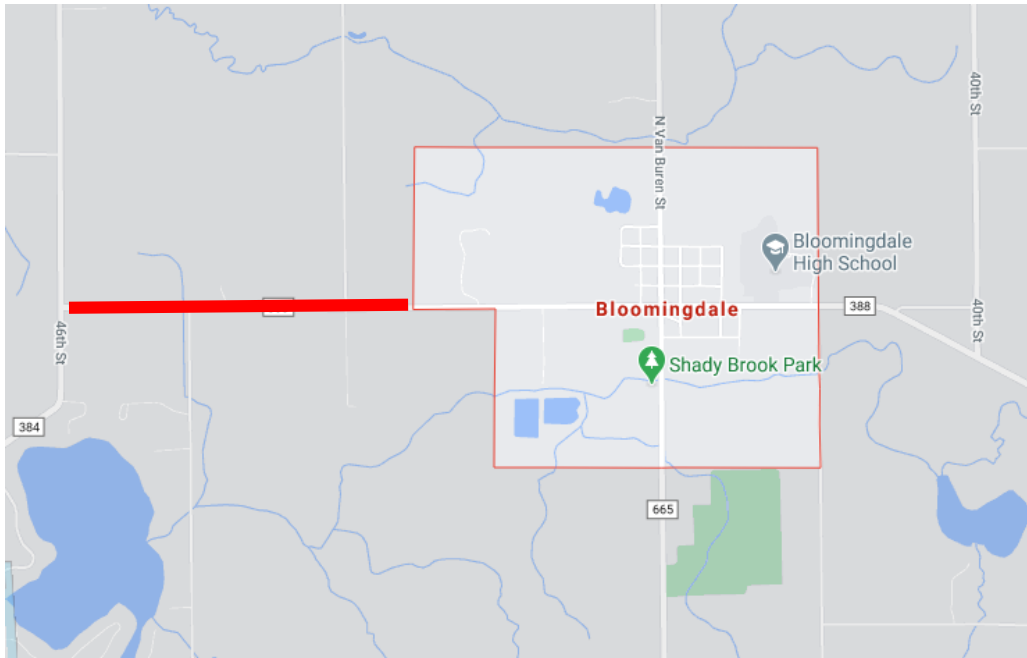
	Currently Programed	Proposed
Federal	\$189,600	\$202,208
State D	\$23,700	\$50,553
Local Match	\$23,700	\$0
Total Cost	\$237,000	\$252,761

Cass County 2021 RTF Budget

	Federal		State D		Local	
Project	Currently Programed	Proposed	Currently Programed	Proposed	Currently Programed	Proposed
Decatur	\$359,400	\$0	\$55,300	\$0	\$138,300	\$0
Mason	\$0	\$338,203	\$0	\$0	\$0	\$84,551
Marcellus	\$189,600	\$202,208	\$23,700	\$50,553	\$23,700	\$0
Pavement Markings	\$75,000	\$75,000	\$0	\$0	\$0	\$0
Total	\$624,000	\$615,411	\$79,000	\$50,553	\$162,000	\$84,551

CR 388 – 2021 Cost Increase

Van Buren County Road Commission



	Currently Programed	Proposed
Federal	\$714,000	\$702,089
State D	\$0	\$0
Local Match	\$476,000	\$487,911
Total Cost	\$1,190,000	\$1,190,000

2021 Project Changes and Additions

The RTF 4 votes to (recommend/deny) that:

The changes and additions to the Region 4 RTF's
2021 projects.



Potential Federal Funding Shortfall in 2022 & 2023

Possibility that funding is not increased in 2022 or 2023. This is a worst case scenario not a forecast.

What would this mean?

2022 Federal Funding

	Currently Programed Funding	Revised Estimate	Difference
Berrien	\$803,000	\$775,000	-\$27,067
Cass	\$637,000	\$615,411	-\$21,589
Van Buren	\$860,000	\$831,089	-\$28,911

2023 Federal Funding

Berrien	\$820,000	\$775,000	-\$44,067
Cass	\$649,000	\$615,411	-\$33,589
Van Buren	\$877,000	\$831,089	-\$45,911

- Berrien County Road Department as the sole Berrien County recipient in 2022&2023 and is responsible for covering potential shortfall. remaining
- Cass County has excess State D funds that they can use to offset losses
- Van Buren is more complicated because of multiple projects and road agencies.

Potential Shortfall in 2022 & 2023

Van Buren County

State D : By 2023 Van Buren County State D funding balance could be -\$48,003

Year	2022	2023
Previous Estimate	\$108,764	\$108,764
Revised Estimate	\$91,396	\$91,396
Carry Over from previous year	\$2,105	\$4,221
Total Available	\$93,501	\$95,617
Amount Programed	\$89,280	\$143,620
Difference	\$4,221	-\$48,003

The next slides show two possible scenarios that would bring the funding into financial constraint if reductions were made to federal and state funding. It is being presented for planning purposes only so local agencies can determine if they have the additional local funds should funding be reduced.

Potential Shortfall in 2022 & 2023

Van Buren County

Scenario 1: Based on equal percentage cuts to funds each year.

				As Programed			Revised				
Year	Agency	Road	Total Cost	Federal	State	Local	Federal	State	Local	Increase in Local	Percent increase in local
2022	Village of Breedsville	Pine Street Rehabilitation	\$460,400	\$368,000	\$0	\$92,400	\$355,629	\$0	\$104,771	\$12,371	13.39%
2022	Village of Lawrence	East St. Joseph Street	\$388,200	\$238,080	\$89,280	\$60,840	\$230,076	\$70,879	\$87,245	\$26,405	43.40%
2022	Village of Decatur	Prairie Ronde	\$317,400	\$253,920	\$0	\$63,480	\$245,384	\$0	\$72,016	\$8,536	13.45%
2023	Van Buren County Road Commission	CR 388	\$1,790,000	\$877,000	\$143,620	\$769,380	\$831,089	\$114,018	\$844,893	\$75,513	9.81%

Based on equal percentage cuts to federal funds each year

State D is cut by percentage over two years

State D has a larger percentage drop than the federal funds thus the projects using State D are impacted more

Potential Shortfall in 2022 & 2023

Van Buren County

Scenario 2: Based on equal cuts to federal and State D funds.

				As Programed			Revised				
Year	Agency	Road	Total Cost	Federal	State	Local	Federal	State	Local	Increase in Local	Percent increase in local
2022	Village of Breedsville	Pine Street Rehabilitation	\$460,400	\$368,000	\$0	\$92,400	\$345,055	\$0	\$115,345	\$22,945	24.83%
2022	Village of Lawrence	East St. Joseph Street	\$388,200	\$238,080	\$89,280	\$60,840	\$247,946	\$59,003	\$81,251	\$20,411	33.55%
2022	Village of Decatur	Prairie Ronde	\$317,400	\$253,920	\$0	\$63,480	\$238,088	\$0	\$79,312	\$15,832	24.94%
2023	Van Buren County Road Commission	CR 388	\$1,790,000	\$877,000	\$143,620	\$769,380	\$831,089	\$125,894	\$833,017	\$63,637	8.27%

Based on equal percentage cuts to the “non local funds” (Federal + State D) for both years
Increases federal funds to balance out the loss of state D funds

All Season Road Network

Region 4 RTF Bylaws

Amending RTF 4 Bylaws

The RTF 4 votes to (approve/deny) :

Amendments to the RTF 4 Bylaws



2023-2026 Call for Projects Timeline

Milestone	Tentative Dates
Discussion held with the RTF about project selection methodology.	Spring 2021 (April/May) see recommended meeting dates in bylaws
Call for Projects sent out to agencies	June/July 2021
Applications due	Fall 2021
Applications reviewed	Late Fall 2021
2020-2023 Projects / TIP approved <ul style="list-style-type: none">• County meetings• Region 4 meeting	December 2021 – Early February 2022

Public Comment or Privilege of the Floor