



BERRIEN
CONSERVATION DISTRICT



*A Local unit of Government under State
Guidelines overseen by an elected
Board of Directors.*



Located:

USDA Service Center in Berrien Springs.

Share office space and partner with the Natural Resources Conservation Service.



Assist with Farm Bill programs and provide education and promotion.

Funded by:

- Grants
- Tree Seedling sales
- Merchandise sales
- Donations
- Appropriation from Berrien County

No Federal or State Operating
funds are received

Programs and Activities

Promoting Stewardship



Protecting the Environment

Michigan's Safe Food Risk Assessment

For small, direct-market fruit and vegetable producers



A voluntary and confidential food safety program
Scale-appropriate for small farms
Provides recognition of farms that complete the program

MICHIGAN STATE
UNIVERSITY | Extension

Project GREEN



HUNTING

Permitted without
charge on land in

HUNTING ACCESS PROGRAM



Details at Farm Headquarters

Critical Dune Program



Field Day



5th Grade Natural Resource Days



Fifth Grade Natural Resource Days



Tree Seedling Sale





Tree Seedling Sale



Stream Trash Cleanup “River Rescue”

Rental Equipment



Volunteers



Volunteers



Partners



Rain Barrels



Fact

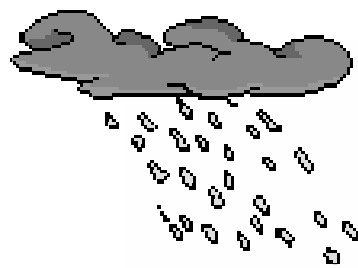
Typically, for every inch of rain received, about 600 gallons of water can drain from every 1,000-square-foot roof area.

Why use a Rain Barrel?

- Reduce *water run-off*. By capturing rain & releasing it slowly water is returned to the environment at the rate that nature intended. Less water erosion. Less fertilizer, lawn chemicals, or oils from driveways and parking lots traveling into streams.
- Access to non-chlorinated water for flowers and trees. (Not a great concern; concentrations are low)
- Access to stored water for flowers and trees during a drought.

- Save money & energy. Using stored rainwater for lawns, flowers and trees reduces your city water bill or the need for running your electric well pump.
- An additional faucet. A rain barrel capturing water from an outbuilding or shed roof may give you access to watering from a faucet in an area where you did not have one before.





Down spout

Inlet with
a screen

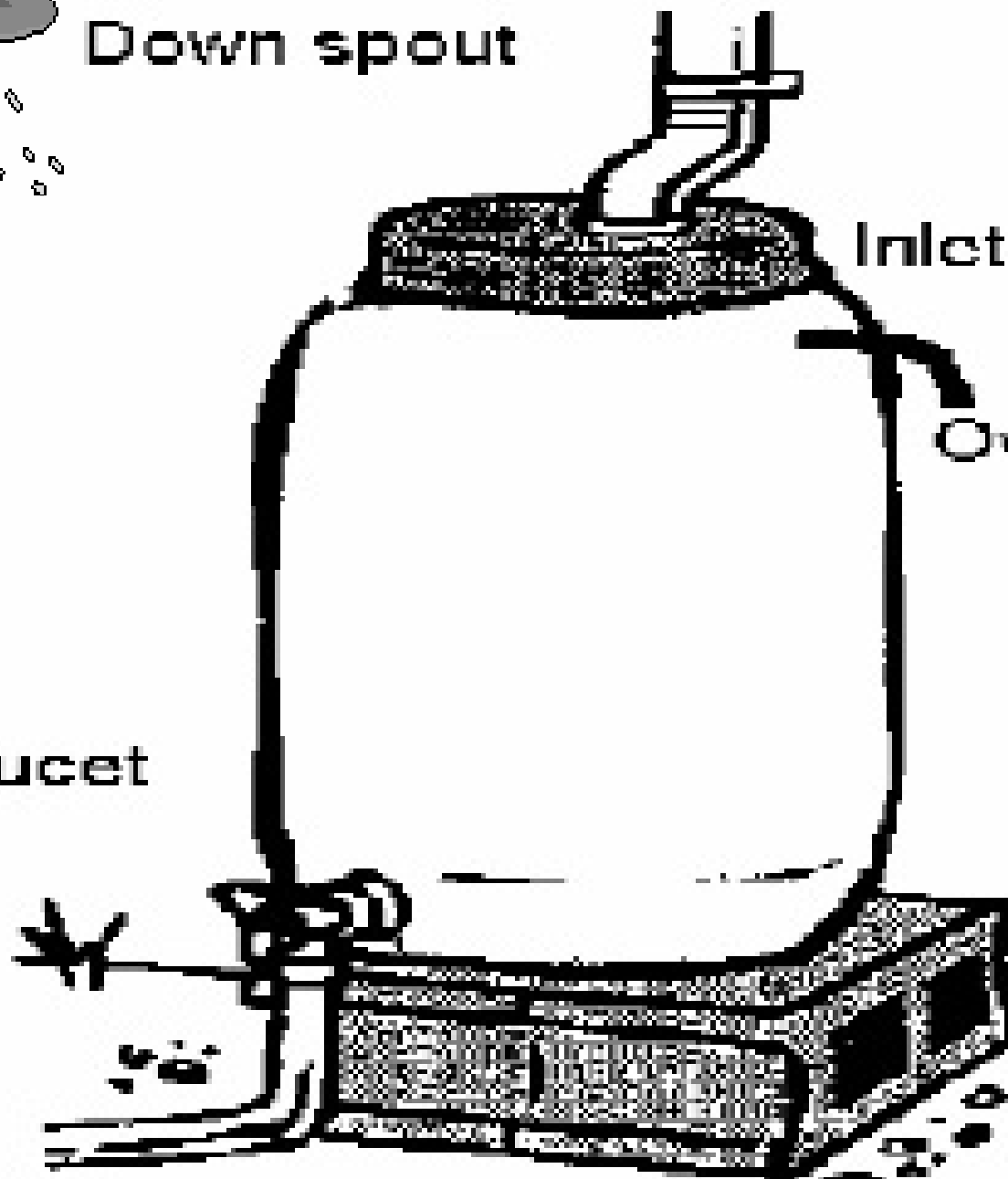
Overflow

Faucet

Close

Raised
base

Example





Never use a container that once held toxic material when making a rain barrel.

Choose a dark colored barrel or paint it; white or opaque will allow algae growth.






Platform



Fittings/Faucet



Insect Screen



Elbow



Optional Equipment



- 
- **Water collected from rooftops can contain bird feces, and unwelcome bacteria.**

Therefore:


- **Don't use the collected water for cooking or allow humans or pets to drink it.**
- **For vegetable gardens always water the soil – not the plants.**

- **Always use a secure tight fitting lid to prevent children or animals from getting into the barrel.**



**Conservation District Rain
Barrels For Sale**

Tumbling Composter



A photograph of a river flowing through a dense forest. The river is calm, reflecting the surrounding greenery. The foreground is filled with the trunks and foliage of trees, creating a natural frame for the river. The text "Thank You!" is superimposed in the center of the image.

Thank You!