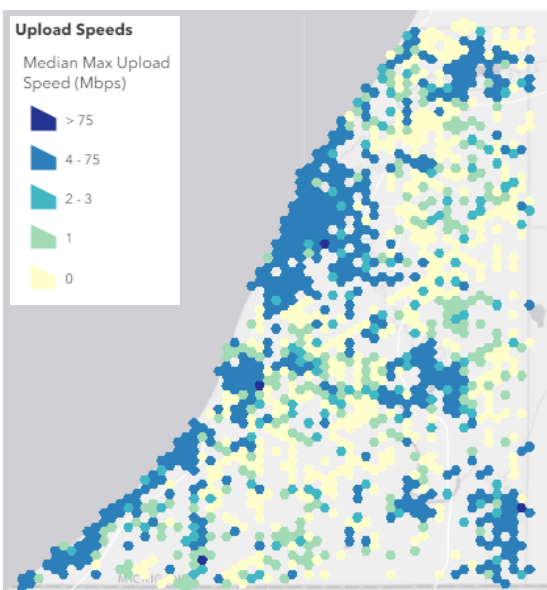
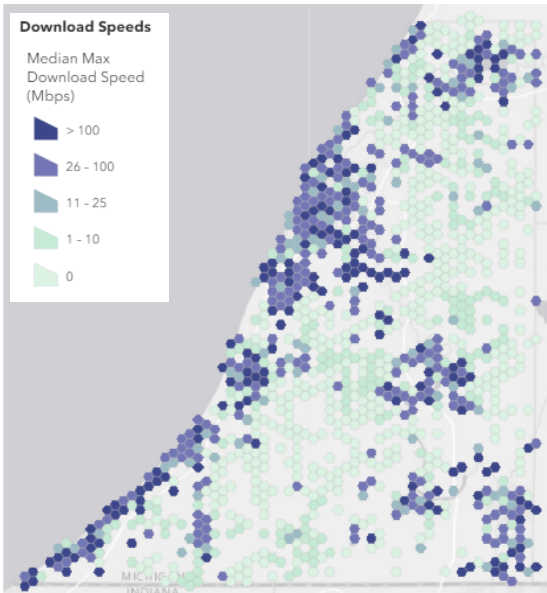
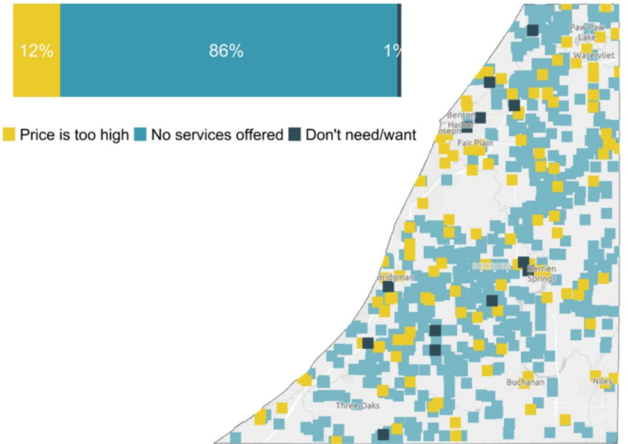


Berrien County Michigan Broadband StoryMap

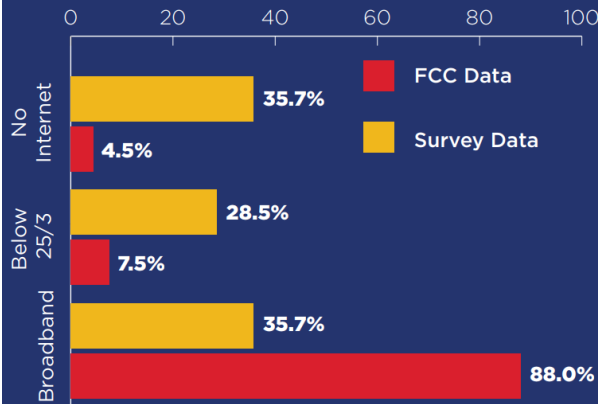
Access to the internet has become an integral component of everyday life in the 21st century, where digital information has reshaped how individuals participate in nearly every dimension of society. It is imperative that communities leverage broadband network access to eliminate the homework gap and improve education, socioeconomic equality, telemedicine, public safety, agriculture, and economic development to maintain and grow the quality of life for their residents.

The data summarized here has been derived from a 2021 survey conducted to determine the state of broadband coverage in Berrien County. The results illustrate the unmet need throughout the county. The survey showed that only 35.7% of respondents had access to internet that functions at broadband speeds (25 Mbps download/3 Mbps upload). Just as many reported having no internet connection either due to the service not being offered or because of excessively high cost. Levels of satisfaction were also low, with only 37% reporting that they were satisfied with the internet service provider options at their homes.

Underserved Reason



Availability by the Numbers:

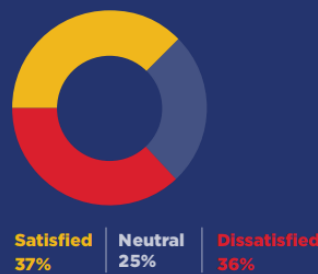


Survey speed data as well as FCC data on the maximum advertised upload and download speeds per census block were each bucketed into one of the following categories: 1) No Internet, 2) Below 25/3 Mbps, or 3) At or Above 25/3 Mbps. Each survey result was then directly compared to the FCC census block the survey point falls within. The differences between coverage reported by the FCC and data from this survey are drastic.

This study suggests that:

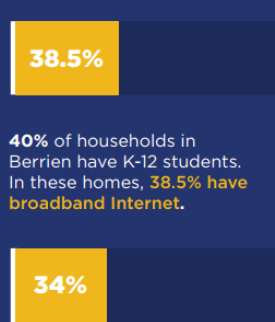
- 52% fewer homes have access to broadband Internet speeds
- 21% fewer homes have some connectivity at speeds lower than broadband
- 31% more homes have no Internet connectivity whatsoever

Satisfaction With Home Internet Service Provider Options:



37%
Only 37% of residents were satisfied with the Internet service provider options at their homes.

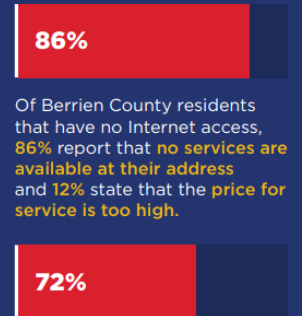
Broadband Access in Households With K-12 Students:



40% of households in Berrien have K-12 students. In these homes, 38.5% have broadband internet.

34% of households with no K-12 students report internet access at broadband speeds or higher.

Berrien County Resident Sentiment:



Of Berrien County residents that have no Internet access, 86% report that no services are available at their address and 12% state that the price for service is too high.

72% of residents with no Internet access indicated that they are willing to pay between \$26 and \$100 for service, indicating that the majority of these residents would pay for Internet service at their properties if it was available.