

BERRIEN COUNTY - Local Transit Millage Funding

Current Millage and Revenue



Area	Current Transit Millage Amount	Annual Revenue	Current \$100,000 Home Value Pays
City of Benton Harbor	1.25 mil	\$110,070	\$62.50
City of Niles	0.50 mil	\$81,272	\$25.00
City of Buchanan	1.00 mill	\$95,912	\$50.00
TOTAL REVENUE		\$287,254	

County-wide Transit Millage Senario

Area	Transit Millage Amount	Annual Revenue	\$100,000 Home Value Pays
Berrien County	0.25 mil	\$1,753,726	\$12.50
TOTAL REVENUE		\$1,753,726	

Area	Current \$100,000 Home Value Pays	County-wide Transit Millage (0.25 mil) Savings (\$100,000 Home Value)
City of Benton Harbor	\$62.50	\$50.00
City of Niles	\$25.00	\$12.50
City of Buchanan	\$50.00	\$37.50

LEGEND

-  Area Where Transit Millage IS Collected
-  Area Where Transit Millage IS NOT Collected (no local funding)

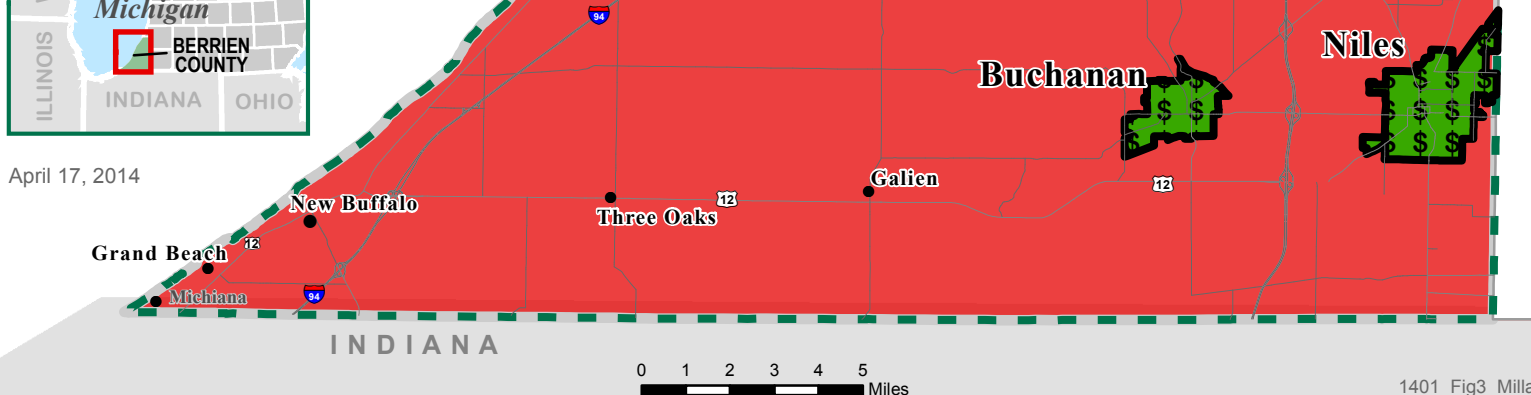
Data Sources
 Base Layers: Michigan Geographic Framework: Berrien County, Version 13a
 Transit Layer: Southwest Michigan Planning Commission, 2014

Southwest Michigan Planning Commission

The use of this map is for general reference purposes. It is not a legal document.



April 17, 2014



0 1 2 3 4 5 Miles